

## India's Merchandise and Gem and Jewellery Trade April- September 2024

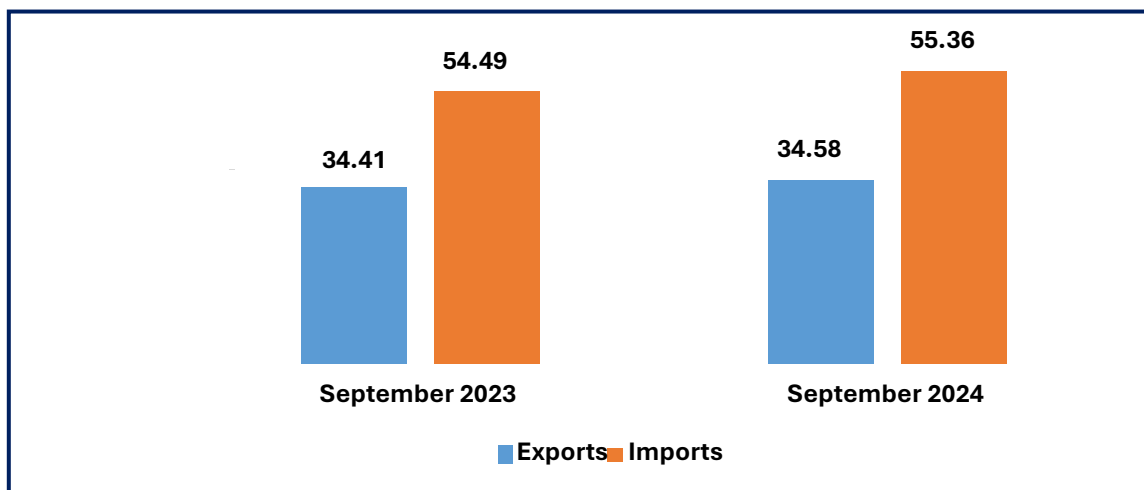
**India's Merchandise trade rose by 4.15% to US\$ 563.88 billion**  
**in Apr-Sept'24 from US\$ 541.40 billion in Apr-Sept'23**

**G&J trade rose by 4.56% to US\$52.95 billion in Apr-Sept' 24\***  
**from US\$ 50.64 billion in Apr-Sept'23**

### **Merchandise Trade ( Exports & Imports)- September 2024\***

- India's Merchandise exports increased by 0.49% to US\$ 34.58 billion in September 2024 from US\$ 34.41 billion in September 2023.
- India's Merchandise imports grew by 1.6% to US\$ 55.36 billion in September 2024 from US\$ 54.49 billion in September 2023.

**Figure 1 - Merchandise Trade during -September 2024**

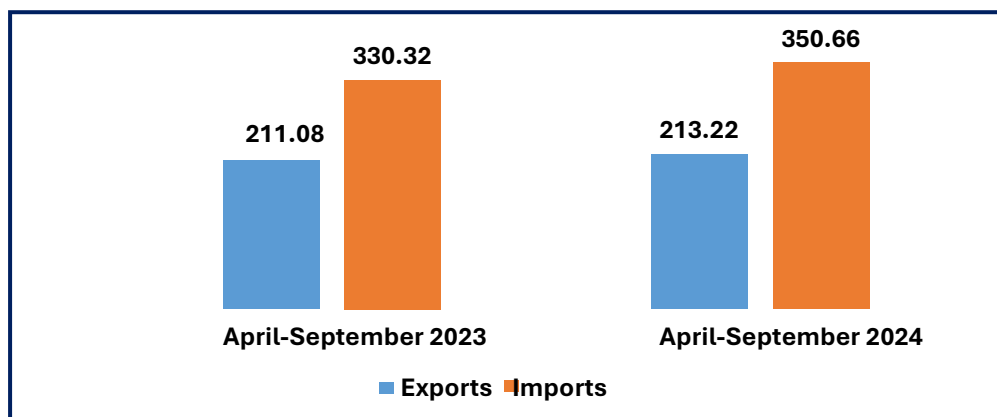


Source: GJEPC analysis based on DGCI&S data, \*The figures for SEPT'24 are provisional  
(Link- <https://pib.gov.in/PressReleaseDetailm.aspx?PRID=2065486&reg=3&lang=1>)

## Merchandise Trade (Exports & Imports ) April-September 2024

- India's Merchandise exports rose by 1.01% to US\$ 213.22 billion in Apr-Sept 2024 from US\$ 211.08 billion in Apr-Sept 2023.
- India's Merchandise imports rose by 6.16% to US\$ 350.66 billion in Apr-Sept 2024 from US\$ 330.32 billion in Apr-Sept 2023.

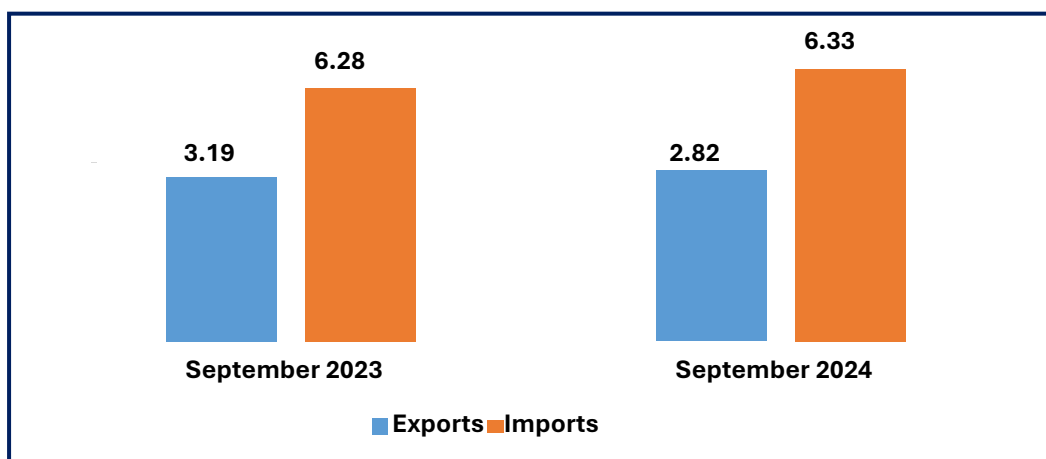
**Figure 2 - Merchandise Trade during April-September 2024**



Source: GJEPC analysis based on DGCI&S data, \*The figures for SEPT'24 are provisional (Link- <https://pib.gov.in/PressReleaseDetailm.aspx?PRID=2065486&reg=3&lang=1>)

## Gem & Jewellery Trade ( Exports & Imports)- September 2024\*

- India's gem and jewellery exports declined by (-) 11.49% to US\$ 2.82 billion in September 2024 from US\$ 3.19 billion in September 2023. In rupee terms, it recorded a decline of (-) 10.67% during the same period.
- India's gem and jewellery imports increased by 0.8% to US\$ 6.33 billion in September 2024 from US\$ 6.28 billion in September 2023. In rupee terms, it recorded a rise of 1.84% during the same period.



**Table 1 – Export of gems and jewellery products and Merchandise goods- Sept 2024**

<b>Merchandise Goods Exports</b>		
<b>Exports (US\$ billion)</b>	<b>September (In USD Billion)</b>	<b>September (In Rs. Crore)</b>
2023	34.41	285749.68
2024	34.58	289826.77
% Growth 2024/2023	<b>0.51</b>	1.43
<b>Gems and Jewellery Exports</b>		
<b>Exports (US\$ billion)</b>	<b>September (In USD Billion)</b>	<b>September (In Rs. Crore)</b>
2023	3.19	26455.02
2024	2.82	23631.15
% Growth 2024/2023	<b>-11.49</b>	<b>-10.67</b>
Source: GJEPC analysis based on DGCI&S data, The figures for SEPT'24 are provisional		

**Table 2 – Import of gems and jewellery products and Merchandise goods- Sept 2024**

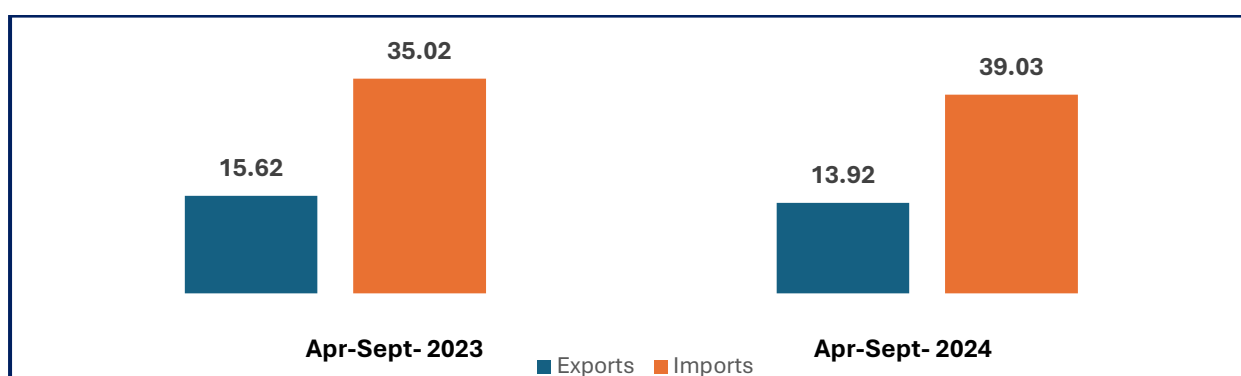
<b>Merchandise imports</b>		
<b>Imports (US\$ billion)</b>	<b>September (In USD Million)</b>	<b>September (In Rs. Crore)</b>
2023	54.49	452484.53
2024	55.36	463989.59
% Growth 2024/2023	<b>0.51</b>	<b>2.54</b>
<b>Gems and Jewellery imports</b>		
<b>Imports (US\$ billion)</b>	<b>September (In USD Billion)</b>	<b>September (In Rs. Crore)</b>
2023	6.28	52113.68
2024	6.33	53075.03
% Growth 2024/2023	<b>0.8</b>	<b>1.84</b>

Source: GJEPC analysis based on DGCI&S data, P.N: Gems & Jewellery Imports include Pearls, precious & Semi-precious Stones, Gold & Silver. The figures for APR'24 are provisional. Imports include Re-Imports, The figures for SEPT'24 are provisional.

## Gem & Jewellery Trade ( Exports & Imports)- April-September 2024

- India's gem and jewellery exports declined by (-) 10.89% to US\$ 13.92 billion in Apr-Sept 2024 from US\$ 15.62 billion in Apr-Sept 2023. In rupee terms, it recorded a decline of (-) 9.67% during the same period.
- India's gem and jewellery imports rose by 11.45% to US\$ 39.03 billion in Apr-Sept 2024 from US\$ 35.02 billion in Apr-Sept 2023. In rupee terms, it recorded a rise of 13.04% during the same period.

Figure 2 – G&J Trade during April-September 2024



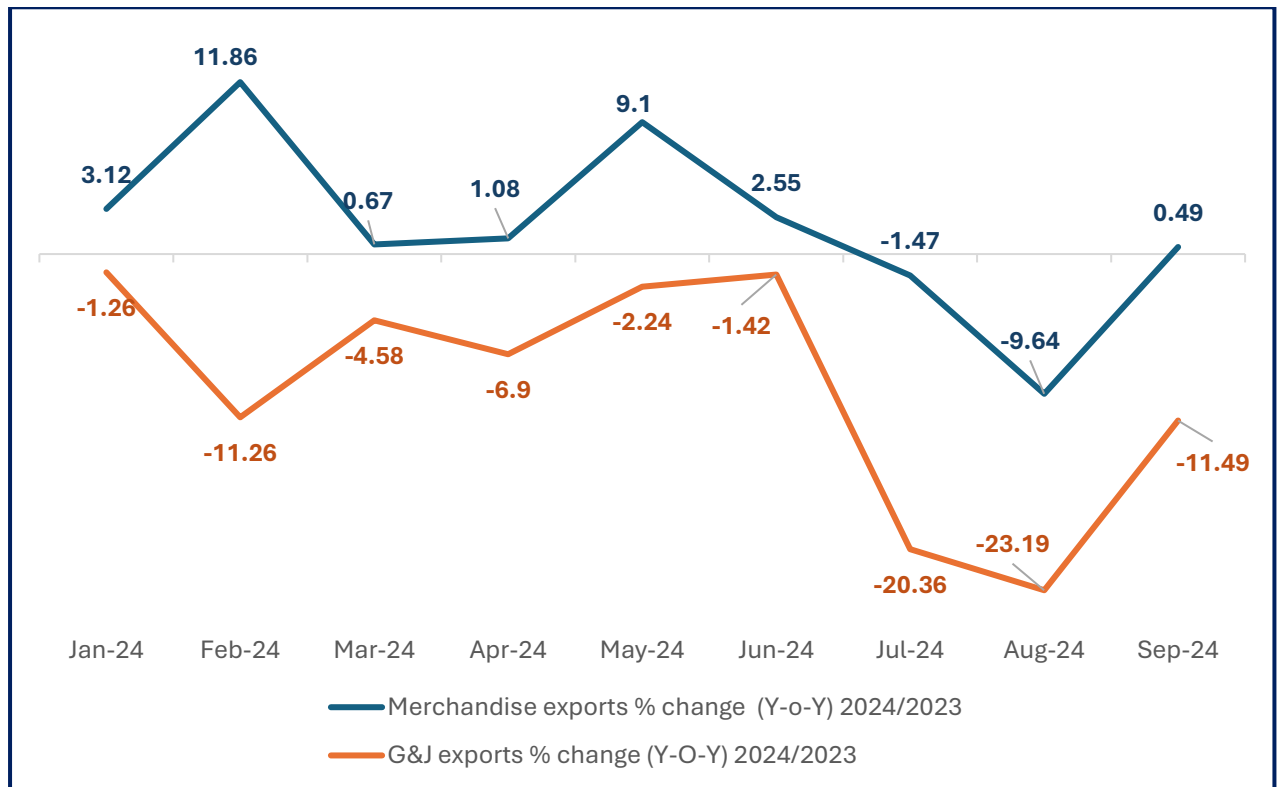
Source: GJEPC analysis based on DGCI&S data, \*The figures for SEPT'24 are provisional  
(Link- <https://pib.gov.in/PressReleaseDetailm.aspx?PRID=2065486&reg=3&lang=1>)

Table 2 – Synchronization of Gems and Jewellery and Merchandise goods exports

Months	Merchandise export values in 2024 (US\$ billion)	Merchandise exports % change (Y-o-Y) 2024/2023	Gems and jewellery export values in 2024 (US\$ billion)	G&J exports % change (Y-O-Y) 2024/2023
January- 24	36.92	3.12	2.59	-1.26
February- 24	41.4	11.86	3.2	-11.26
March- 24	41.68	0.67	2.62	-4.58
April- 24	34.99	1.08	2.26	-6.9
May- 24	38.13	9.10	2.76	-2.24
June- 24	35.20	2.55	2.25	-1.42
July- 24	33.98	-1.47	1.84	-20.36
August- 24	34.71	-9.64	2.00	-23.19
September- 24	34.58	0.49	2.82	-11.49
<b>April-September-24</b>	<b>213.22</b>	<b>1.01</b>	<b>13.92</b>	<b>-10.89</b>

Source: GJEPC analysis based on DGCI&S data. The figures for SEPT'24 are provisional.

**Figure 3 - Merchandise and Gems and Jewellery exports growth- Jan-Sept 2024 (in %)**



Research & Analysis Department, GJEPC \*\*\*

For Any Queries, you may contact- Dr. Rashmi. Arora, Rashmi.Arora@gjepcindia.com, 7045331319 (or)

Ms. Reema Thakkar, reema.thakkar@gjepcindia.com, 9967937615