

India's Merchandise and Gem and Jewellery Trade June'2025

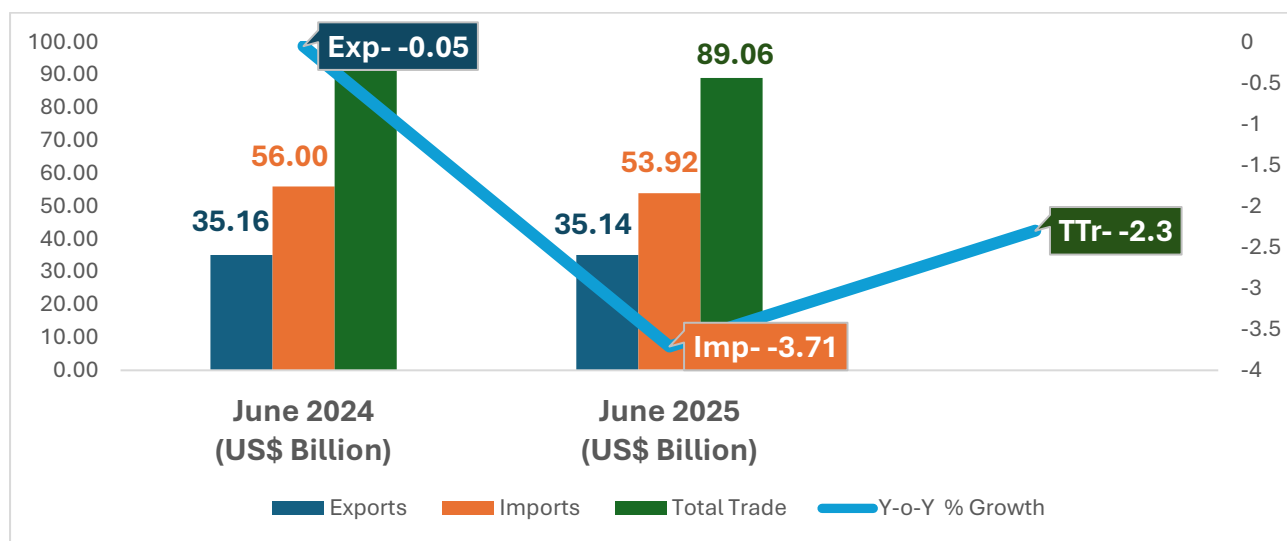
India's Merchandise exports increased by 1.92% to US\$112.17 billion and G&J exports declined slightly by -8.26% to US\$6.66 billion in April- June 2025 vis-à-vis April- June 2024

India's Merchandise Trade rose by 3.33% while G&J Trade fell by -6.96% Y-o-Y in April-June 2025

Merchandise Trade (Exports & Imports)- June 2025

- India's Merchandise exports fell by -0.05% to US\$ 35.14 billion in June 2025 from US\$ 35.16 billion in June 2024. In rupee terms, it recorded a growth of 2.86% during the same period.
- India's Merchandise imports fell by -3.71% to US\$ 53.92 billion in June 2025 from US\$ 56 billion in June 2024. In rupee terms, it recorded a decline of -0.91% during the same period.
- India's Total Merchandise Trade declined by -2.3% to US\$ 89.06 billion from US\$ 91.16 billion during the same time period. In rupee terms, it recorded a growth of 0.55% during the same period.

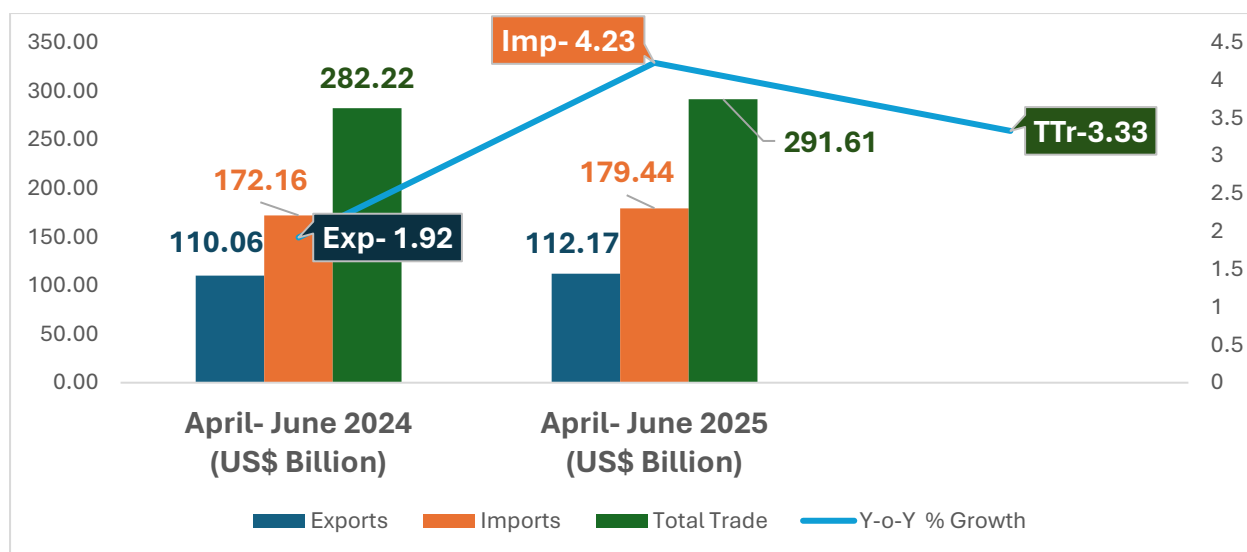
Figure 1: Merchandise Trade (Exports & Imports)- June 2025 vs June 2024



Merchandise Trade (Exports & Imports) April'24- June'25

- India's Merchandise exports rose by 1.92% to US\$ 112.17 billion in Apr-June'25 from US\$ 110.06 billion in Apr-June'24.
- India's Merchandise imports rose by 4.23% to US\$ 179.44 billion in Apr'24-Mar'25 from US\$ 172.16 billion in Apr-June'24.
- India's Total Merchandise Trade grew by 3.33% to US\$ 291.61 billion from US\$ 282.22 billion during the same time period.

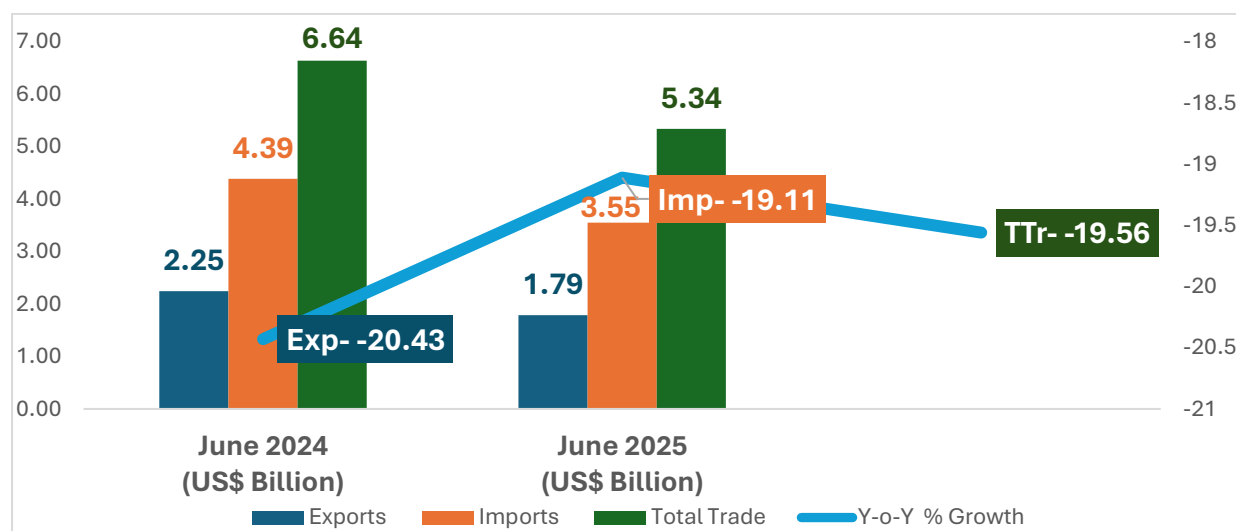
Figure 2: Merchandise Trade (Exports & Imports)- Apr'24-June'25 vs Apr'23-June'24



Gem & Jewellery Trade (Exports & Imports)- June 2025

- India's gem and jewellery exports fell by -20.43% to US\$ 1.79 billion in June 2025 from US\$2.25 billion in June 2024. In rupee terms, it recorded a degrowth of -18.11% during the same period.
- India's gem and jewellery imports declined by -19.11% to US\$ 3.55 billion in June 2025 from US\$ 4.39 billion in June 2024. In rupee terms, it recorded a degrowth of -16.75% during the same period.
- India's gem & jewellery trade fell by -19.56% to US\$ 5.34 billion from US\$ 6.64 billion during the same time period. In rupee terms, it recorded a degrowth of -17.21%.

Figure 3: G&J Trade (Exports & Imports)- June 2025 vs June 2024



Gem & Jewellery Trade (Exports & Imports)- April'24- June'25

- India's gem and jewellery exports declined by -8.26% to US\$6.66 billion in Apr-June'25 from US\$7.26 billion in Apr-June'24. In rupee terms, it recorded a degrowth of -5.96% during the same period.
- India's gem and jewellery imports fell by -6.29% to US\$13.15 billion in Apr-June'25 from US\$14.03 billion in Apr-June'24. In rupee terms, it recorded a degrowth of -3.93% during the same period.
- India's gem & jewellery total trade fell by -6.96% to US\$ 19.81 billion from US\$ 21.30 billion during the same time period. In rupee terms, it recorded a decline of -4.62% during the same period.

Figure 4: G&J Trade (Exports & Imports)- Apr'24-June'25 vs Apr'23-June'24

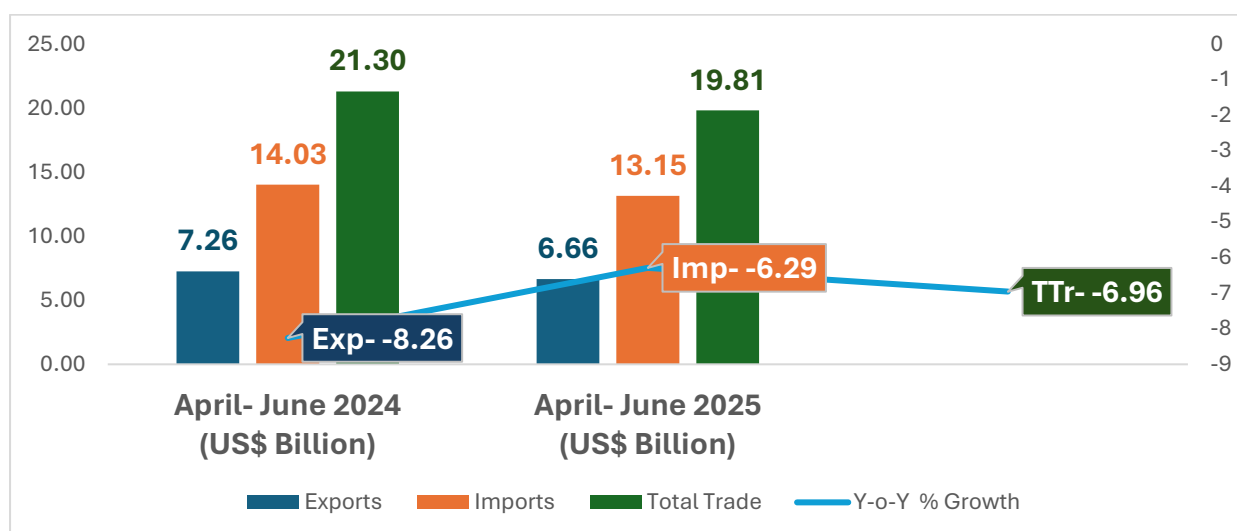


Table 1 – Export of Merchandise goods and Gem and Jewellery products

Merchandise Goods Exports		
Exports (Year)	June (In US\$ Billion)	June (In Rs. Crore)
2024	35.16	293505.17
2025 (p)	35.14	301901.48
% Growth 2025/2024	-0.05	2.86
Gems and Jewellery Exports		
Exports (Year)	June (In US\$ Billion)	June (In Rs. Crore)
2024	2.25	18756.60
2025 (p)	1.79	15359.30
% Growth 2025/2024	-20.43	-18.11
Source: GJEPC analysis based on DGCI&S data, The figures for Juner'25 are provisional.		
Link: Press Release:Press Information Bureau		

Table 2 – Import of Merchandise goods and Gem and Jewellery products

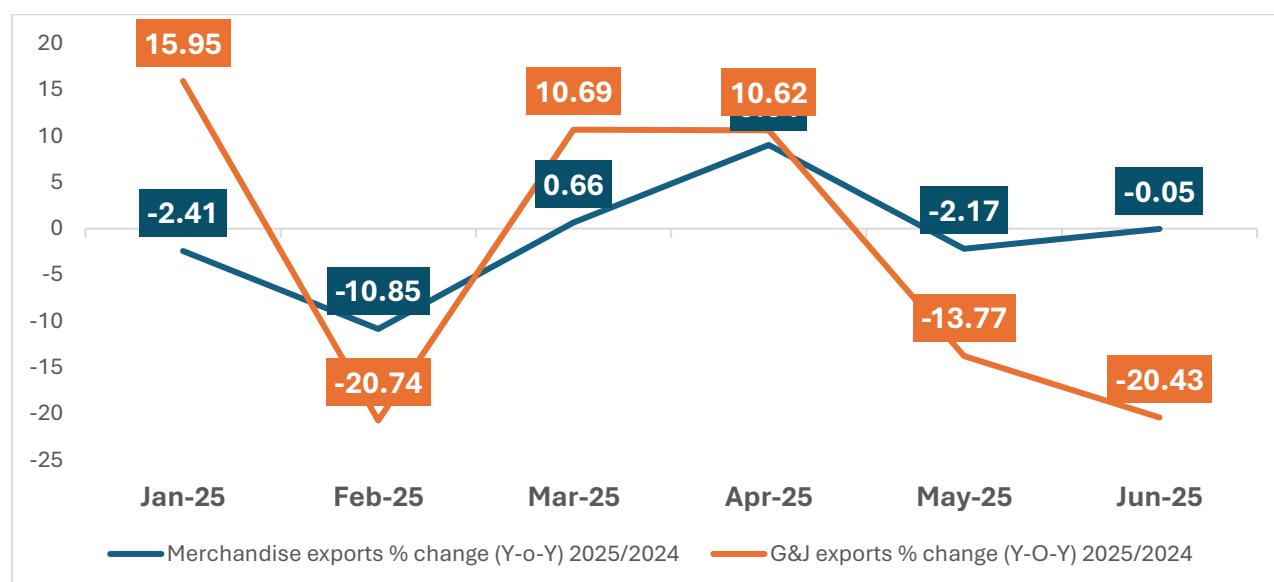
Merchandise imports		
Imports (Year)	June (In US\$ Billion)	June (In Rs. Crore)
2024	56.00	467412.59
2025 (p)	53.92	463163.64
% Growth 2025/2024	-3.71	-0.91
Gems and Jewellery imports		
Imports (Year)	June (In US\$ Billion)	June (In Rs. Crore)
2024	4.39	36641.27
2025 (p)	3.55	30503.29
% Growth 2025/2024	-19.11	-16.75
Source: GJEPC analysis based on DGCI&S data, P.N: Gems & Jewellery Imports include Pearls, precious & Semi-precious Stones, Gold & Silver. The figures for June'25 are provisional. Imports include Re-Imports.		
Link: Press Release:Press Information Bureau		

Table 3 – Synchronization of Gems and Jewellery and Merchandise goods exports

Months	Merchandise export values (US\$ billion)	Merchandise exports % change (Y-o-Y) 2025/2024	Gems and jewellery export values (US\$ billion)	G&J exports % change (Y-O-Y) 2025/2024
January- 25	36.43	-2.41	3.0	15.95
February- 25	36.91	-10.85	2.53	-20.74
March- 25	41.97	0.66	2.90	10.69
April- 25	38.49	9.04	2.50	10.62
May- 25	38.73	-2.17	2.38	-13.77
June – 25 (p)	35.14	-0.05	1.79	-20.43

Source: GJEPC analysis based on DGCI&S data. The figures for June'25 are provisional.

Figure 5- Merchandise and G&J exports growth (in %) – Jan'25– June'25



Research & Analysis Department, GJEPC ***

For Any Queries, you June contact-

Ms. Reema Thakkar, reema.thakkar@gjepcindia.com, 9967937615